

User Manual





**SAFEHOME**


# Alarm System Safe Home LKP

## Alarming system « Total »


**Method 1:** Press  button and enter your secret code (4 figures).

**Method 2:** Press  button and show your tag in front of the .

The siren of the Control panel emits **a lot of audibles** signals to confirm the function.



## Alarming system « Partial »


**Method 1:** Press  button and enter your secret code (4 figures).

**Method 2:** Press  button and show your tag in front of the .

The siren of the Control panel emits **a lot of audibles** signals to confirm the function.



## Disarming system

**Method 1:** Enter your secret code (4 figures).

**Method 2:** Show your tag in front of the .

The siren of the Control panel emits **one** audible signal to confirm the function.

## SOS

Press  and  at the same time (silent Alert).

## Recording / Modification secret code

Press on the User Number of your choice (1 to 9) until the two signals

Master code <b>1</b>	new secret code	repeat new secret code	Wait the 2 signals	The lights are turning	Please test it

## Recording / Modification tag

Press on the User Number of your choice (1 to 9) until the two signals

Master code <b>1</b>	show the tag in front of 	Wait the 2 signals	The lights are turning	Please test it

## Disabling an user (code + tag)

Press on the User Number of your choice (1 to 9) until the two signals

Master code <b>1</b>		Wait the 2 signals	The lights are turning	Please test it

## Alert by duress code

You also can alert your Protectas Monitoring Center (RCC) in case of arming or disarming your system under threat of force. For this purpose, just add «1» to the last digit of your code. Example of a disarming of the total zone under threat of force: 1234 => 1235, 6789 => 6780).

The LEDs of the control panel show the status of your security system.



### LED indicator «AC mains power»

**On:** The Control Panel is supplied from the mains.

**Off :** The Control Panel is out of service and the battery is low.

**Flashing:** There is a mains power failure - The Control panel is supplied by built-in battery.

### LED indicator «System Armed»

**On:** The system total set is armed.

**Off :** The system is disarmed.

**Flashing:** The system part or annex set is armed.

### LED indicator «Detector Activated»

**Flashing:** It means that one of the window or door protected by a magnetic contact is opened. It flashes until the window or door has been closed.

### LED indicator «Alarm Memory»

**On:** It means that an intruder alarm occurred while the system was armed.

**Flashing:** It means that an alarm occurred while the part set or annex set was armed. The indicator remains ON until the next arming.

### LED indicator «Technical Fault»

**On:** It indicates a fault on a technical channel.

**Flashing:** It indicates a fault on the system. (Battery fault, Supervision, Tamper, Phone line failure or Radio jamming).

The indicator remains ON or FLASHING until the condition has been cleared.

## Keyfob

The keyfob has 4 buttons and 3 LED indicators. The LEDs show the status of your alarm system.

### Alarming system « Total »

Press the .


### Disarming system

Press the .

### Alarming system « Partial »

Press the .

### What is the status of my alarm system?

Press on the  until the light switch off.

### SOS

Buttons  +  send an immediate alert when depressed simultaneously for 2 secs.

**All the LED indicators are flashing:** you did it in the wrong way. Please try again as soon all the LED Indicators turned off.



Without the document «formular for customer » and your keys  
**unfortunately we cannot activate your security system.**

Please send it with a padded envelope and per **registered mail (LSI)** to:

**Protectas SA, Impasse Colombelle 8, 1218 Le Grand-Saconnex**  
(if you're living in the French-speaking part of Switzerland)

**Protectas SA, Buckhauserstrasse 26, 8048 Zurich**  
(if you're living in the German or Italian-speaking part of Switzerland)

Safe Home SA, rue de Genève 70, 1004 Lausanne  
tel. 0848 848 555 · fax 0848 848 556 · [www.safehome.ch](http://www.safehome.ch)